

COLONIAL INVESTMENT GRADE MUNICIPAL TRUST
Form N-Q
October 27, 2006

**UNITED STATES
SECURITIES AND EXCHANGE COMMISSION
Washington, D.C. 20549**

OMB APPROVAL
OMB Number: 3235-0578
Expires: May 31, 2007
Estimated average burden hours per
response.....21.09

FORM N-Q

**QUARTERLY SCHEDULE OF PORTFOLIO HOLDINGS OF REGISTERED
MANAGEMENT INVESTMENT COMPANY**

Investment Company Act file number 811-5785

Colonial Investment Grade Municipal Trust
(Exact name of registrant as specified in charter)

One Financial Center, Boston, Massachusetts
(Address of principal executive offices)

02111
(Zip code)

James R. Bordewick, Jr., Esq.

Columbia Management Advisors, LLC

One Financial Center

Boston, MA 02111
(Name and address of agent for service)

Registrant's telephone number, including area code: 1-617-426-3750

Date of fiscal year end: 11/30/06

Date of reporting period: 8/31/06

Item 1. Schedule of Investments.

INVESTMENT PORTFOLIO

August 31, 2006 (Unaudited)

Colonial Investment Grade Municipal Trust

| | | Par (\$) | Value (\$)* |
|------------------------|---------------|----------|-------------|
| Municipal Bonds | 141.2% | | |
| | | | |

EDUCATION 6.0%

Education 2.9%



Edgar Filing: COLONIAL INVESTMENT GRADE MUNICIPAL TRUST - Form N-Q

| | | | |
|---|---|-----------|-----------|
| FL Broward County Educational Facilities Authority | | | |
| | Nova Southeastern University, Series 2004 B, 5.500% 04/01/24 | 155,000 | 162,928 |
| IL Chicago State University | | | |
| | Series 1998, Insured: MBIA 5.500% 12/01/23 | 1,085,000 | 1,261,172 |
| PA Higher Education Facilities Authority | | | |
| | Philadelphia University, Series 2004 A, 5.125% 06/01/25 | 500,000 | 509,725 |
| TN Metropolitan Government, Nashville & Davidson County, Health & Educational Facilities Board | | | |
| | Meharry Medical College, Series 1996, Insured: AMBAC 6.000% 12/01/16 | 1,575,000 | 1,820,700 |
| Education Total | | | 3,754,525 |
| Prep School 0.6% | | | |

Edgar Filing: COLONIAL INVESTMENT GRADE MUNICIPAL TRUST - Form N-Q

| | | | |
|---|---|---------|---------|
| KY Louisville & Jefferson County Metropolitan Government | | | |
| | Assumption High School Inc., Series 2006, 5.000% 10/01/35 | 500,000 | 510,025 |
| NH Business Finance Authority | | | |
| | Proctor Academy, Series 1998 A, 5.400% 06/01/17 | 340,000 | 348,860 |
| Prep School Total | | | 858,885 |
| Student Loan 2.5% | | | |

Edgar Filing: COLONIAL INVESTMENT GRADE MUNICIPAL TRUST - Form N-Q

**CT Higher Education Supplemental
Loan Authority**

Senior Family Education Loan
Program,

Series 2005 A, AMT,

Insured: MBIA

4.250% 11/15/19

1,700,000

1,694,798

NE Nebhelp, Inc.

Series 1993 A-6, AMT,

Insured: MBIA

6.450% 06/01/18

1,500,000

1,532,970

Student Loan Total


3,227,768

EDUCATION TOTAL

7,841,178

HEALTH CARE 26.8%

Continuing Care Retirement 9.7%




CA La Verne

Brethren Hillcrest Homes,

| Municipal Bonds (continued) | Par (\$) | Value (\$) |
|-----------------------------|----------|------------|
| [Redacted content] | | |

HEALTH CARE (continued)

Continuing Care Retirement (continued)




Edgar Filing: COLONIAL INVESTMENT GRADE MUNICIPAL TRUST - Form N-Q

| | | | |
|---|---|---------|---------|
| | Series 2003 B, 6.625% 02/15/25 | 350,000 | 385,210 |
| CO Health Facilities Authority | | | |
| | Covenant Retirement Communities, Inc., Series 2005 B, 5.000% 12/01/16 | 860,000 | 889,679 |
| CT Development Authority | | | |
| | Elim Park Baptist Home, Inc., Series 2003, 5.750% 12/01/23 | 250,000 | 265,320 |
| FL Capital Projects Finance Authority | | | |
| | Glenridge on Palmer Ranch, Series 2002 A, 8.000% 06/01/32 | 500,000 | 558,910 |
| FL Lee County Industrial Development Authority | | | |
| | Shell Point Village, Series 1999 A, 5.500% 11/15/29 | 175,000 | 178,631 |
| GA Fulton County | | | |
| | Canterbury Court Project, Series 2004 A, 6.125% 02/15/34 | 250,000 | 262,042 |
| GA Savannah Economic Development Authority | | | |
| | Marshes of Skidaway, Series 2003 A, 7.400% 01/01/24 | 250,000 | 265,605 |
| IL Finance Authority | | | |
| | Washington & Jane Smith Community, Series 2005 A, 6.250% 11/15/35 | 500,000 | 523,635 |
| IL Health Facilities Authority | | | |
| | Lutheran Hillside Village, Series 2006, 5.125% 02/01/26 | 875,000 | 901,679 |
| | Washington & Jane Smith Community, Series 2003 A, 7.000% 11/15/32 | 250,000 | 270,912 |
| IN Health & Educational Facilities Financing Authority | | | |
| | Baptist Homes of Indiana Inc., Series 2005, 5.250% 11/15/35 | 500,000 | 508,725 |
| MA Development Finance Agency | | | |
| | Loomis Communities, Series 1999 A, 5.625% 07/01/15 | 200,000 | 205,442 |
| MD Westminster Economic Development Authority | | | |
| | Carroll Lutheran Village, Inc., | | |

| Municipal Bonds (continued) | Par (\$) | Value (\$) |
|-----------------------------|----------|------------|
| [Redacted content] | | |

HEALTH CARE (continued)

Continuing Care Retirement (continued)




Edgar Filing: COLONIAL INVESTMENT GRADE MUNICIPAL TRUST - Form N-Q

| | | | |
|--|--|---------|---------|
| | Series 2004 A, 5.875% 05/01/21 | 500,000 | 516,920 |
| MI Kentwood Economic Development Corporation | | | |
| | Holland Home, Series 2006 A, 5.375% 11/15/36 | 500,000 | 509,600 |
| MO Cole County Industrial Development Authority | | | |
| | Lutheran Senior Services, Series 2004, 5.500% 02/01/35 | 500,000 | 523,475 |
| MT Facility Finance Authority | | | |
| | St John s Lutheran Minstries, Inc. Series 2006 A, 6.125% 05/15/36 | 200,000 | 206,308 |
| NC Medical Care Commission | | | |
| | United Methodist Retirement Home, Inc. Series 2005 C, 5.250% 10/01/24 | 250,000 | 254,975 |
| NJ Economic Development Authority | | | |
| | Lions Gate, Series 2005 A: 5.750% 01/01/25 | 310,000 | 320,385 |
| | 5.875% 01/01/37 | 100,000 | 103,277 |
| | Lutheran Social Ministries, Series 2005, 5.100% 06/01/27 | 250,000 | 252,205 |
| | Marcus L. Ward Home, Series 2004, 5.750% 11/01/24 | 350,000 | 376,628 |
| PA Bucks County Industrial Development Authority | | | |
| | Ann s Choice, Inc., Series 2005 A, 6.125% 01/01/25 | 500,000 | 525,940 |
| PA Chartiers Valley Industrial & Commercial Development Authority | | | |
| | Friendship Village/South, Series 2003 A, 5.250% 08/15/13 | 500,000 | 509,540 |
| PA Delaware County Authority | | | |
| | Dunwoody Village, Series 2003 A, 5.375% 04/01/17 | 250,000 | 264,450 |
| PA Montgomery County Industrial Development Authority | | | |
| | Whitemarsh Continuing Care Retirement Community, Series 2005: 6.125% 02/01/28 | 200,000 | 211,256 |
| | 6.250% 02/01/35 | 300,000 | 317,625 |
| TN Johnson City Health & Educational Facilities Authority | | | |

| Municipal Bonds (continued) | Par (\$) | Value (\$) |
|------------------------------------|-----------------|-------------------|
| [Redacted content] | | |

HEALTH CARE (continued)
Continuing Care Retirement
(continued)



Edgar Filing: COLONIAL INVESTMENT GRADE MUNICIPAL TRUST - Form N-Q

| | | | |
|---|---|---------|------------|
| | Appalachian Christian Village, Series 2004 A, 6.250% 02/15/32 | 250,000 | 259,652 |
| TN Shelby County Health Educational & Housing Facilities Board | | | |
| | Germantown Village, Series 2003 A, 7.250% 12/01/34 | 150,000 | 160,937 |
| TX Abilene Health Facilities Development Corp. | | | |
| | Sears Methodist Retirement Center, Series 2003 A, 7.000% 11/15/33 | 500,000 | 541,605 |
| TX Tarrant County Cultural Education Facilities | | | |
| | Northwest Senior Housing-Edgemere, Series 2006 A, 6.000% 11/15/36 | 250,000 | 263,722 |
| VA Suffolk Industrial Development Authority Retirement Facilities | | | |
| | Lake Prince Center, Series 2006, 5.300% 09/01/31 | 250,000 | 252,993 |
| VA Virginia Beach Development Authority | | | |
| | Westminster-Canterbury of Hampton, Series 2005, 5.250% 11/01/26 | 300,000 | 306,456 |
| VA Winchester Industrial Development Authority | | | |
| | Westminster-Canterbury, Series 2005 A, 5.300% 01/01/35 | 250,000 | 253,560 |
| WI Health & Educational Facilities Authority | | | |
| | Eastcastle Place, Inc., Series 2004, 6.125% 12/01/34 | 150,000 | 152,732 |
| | Three Pillars Senior Living Communities, Series 2003, 5.600% 08/15/23 | 300,000 | 311,100 |
| Continuing Care Retirement Total | | | 12,611,131 |
| Health Services 1.2% | | | |

Edgar Filing: COLONIAL INVESTMENT GRADE MUNICIPAL TRUST - Form N-Q

CO Health Facilities Authority

National Jewish Medical & Research
Center,
Series 1998 B,
5.375% 01/01/29

250,000 252,293

LA Public Facilities Authority


Pennington Medical Foundation Project,
Series 2006,
5.000% 07/01/21

1,000,000 1,042,550

| Municipal Bonds (continued) | Par (\$) | Value (\$) |
|------------------------------------|-----------------|-------------------|
| [Redacted content] | | |

HEALTH CARE (continued)

Health Services (continued)



MA Health & Educational Facilities

Authority

| | | | |
|-----------------------|--------------------------|---------|-----------|
| | Civic Investments, Inc., | | |
| | Series 2002 A, | | |
| | 9.000% 12/15/15 | 250,000 | 309,522 |
| Health Services Total | | | 1,604,365 |

Hospitals 12.5%


Edgar Filing: COLONIAL INVESTMENT GRADE MUNICIPAL TRUST - Form N-Q

| | | | |
|---|---|-----------|-----------|
| AL Health Care Authority | | | |
| | Baptist Health, Series 2006 B, 5.000% 11/15/21 | 850,000 | 882,988 |
| AR Washington County | | | |
| | Washington Regional Medical Center, Series 2005 B, 5.000% 02/01/30 | 400,000 | 406,576 |
| CA Health Facilities Financing Authority | | | |
| | Catholic Healthcare West, Series 2004 I, 4.950% 07/01/26 | 200,000 | 210,186 |
| CA Statewide Communities Development Authority | | | |
| | Kaiser Permanente, Series 2004 I, 3.450% 04/01/35 | 250,000 | 243,515 |
| CA Turlock | | | |
| | Emanuel Medical Center, Inc., Series 2004, 5.375% 10/15/34 | 500,000 | 520,895 |
| CO Health Facilities Authority | | | |
| | Parkview Medical Center, Series 2004, 5.000% 09/01/25 | 250,000 | 254,728 |
| | Vail Valley Medical Center, Series 2004, 5.000% 01/15/20 | 250,000 | 259,865 |
| DE Health Facilities Authority | | | |
| | Beebe Medical Center, Series 2004 A, 5.000% 06/01/16 | 500,000 | 523,435 |
| FL Orange County Health Facilities Authority | | | |
| | Orlando Regional Healthcare System: Series 1996 C, Insured: MBIA 6.250% 10/01/13 | 720,000 | 824,774 |
| | Series 1999 E, 6.000% 10/01/26 | 170,000 | 180,049 |
| FL South Broward Hospital District | | | |
| | Series 2002, 5.625% 05/01/32 | 1,000,000 | 1,067,560 |
| IL Southwestern Development Authority | | | |
| | Anderson Hospital, | | |

| Municipal Bonds (continued) | Par (\$) | Value (\$) |
|------------------------------------|-----------------|-------------------|
| [Redacted content] | | |

HEALTH CARE (continued)

Hospitals (continued)




Edgar Filing: COLONIAL INVESTMENT GRADE MUNICIPAL TRUST - Form N-Q

| | | | |
|---|--|-----------|-----------|
| | Series 1999, 5.375% 08/15/15 | 380,000 | 392,441 |
| IN Health & Educational Facility Financing Authority | | | |
| | Schneck Memorial Hospital Project, Series 2006 A, 5.250% 02/15/36 | 350,000 | 367,552 |
| IN Health Facility Financing Authority | | | |
| | Community Foundation of Northwest Indiana, Inc., Series 2004 A, 6.000% 03/01/34 | 150,000 | 159,837 |
| KS University Hospital Authority | | | |
| | Kansas University Health System, Series 2002, 5.625% 09/01/32 | 500,000 | 532,180 |
| LA Public Facilities Authority | | | |
| | Touro Infirmary, Series 1999 A, 5.625% 08/15/29 | 500,000 | 503,765 |
| MA Health & Educational Facilities Authority | | | |
| | Milford-Whitinsville Regional Hospital, Series 1998 C, 5.750% 07/15/13 | 500,000 | 516,555 |
| | South Shore Hospital, Series 1999 F, 5.750% 07/01/29 | 1,000,000 | 1,054,630 |
| MD Health & Higher Educational Facilities Authority | | | |
| | Adventist Healthcare, Series 2003 A: 5.000% 01/01/16 | 250,000 | 258,193 |
| | 5.750% 01/01/25 | 250,000 | 268,068 |
| MI Hospital Finance Authority | | | |
| | Oakwood Obligated Group, Series 2003, 5.500% 11/01/18 | 400,000 | 431,612 |
| MN St. Paul Housing & Redevelopment Authority | | | |
| | HealthEast, Inc.: Series 2001 A, 5.700% 11/01/15 | 250,000 | 257,980 |
| | Series 2005, 5.150% 11/15/20 | 250,000 | 258,053 |
| MO Saline County Industrial Development Authority | | | |
| | John Fitzgibbon Memorial Hospital, Series 2005, 5.625% 12/01/35 | 500,000 | 505,605 |
| MT Facilities Finance Authority | | | |
| | Montana's Children's Home and Hospital, | | |

| Municipal Bonds (continued) | Par (\$) | Value (\$) |
|------------------------------------|-----------------|-------------------|
| [Redacted content] | | |

HEALTH CARE (continued)

Hospitals (continued)



Edgar Filing: COLONIAL INVESTMENT GRADE MUNICIPAL TRUST - Form N-Q

| | | | |
|--|---|---------|---------|
| | Series 2005 B, 4.750% 01/01/24 | 250,000 | 254,463 |
| NH Health & Education Facilities Authority | | | |
| | Memorial Hospital at North Conway, Series 2006, 5.250% 06/01/36 | 300,000 | 305,244 |
| NH Higher Educational & Health Facilities Authority | | | |
| | Catholic Medical Center, Series 2002 A, 6.125% 07/01/32 | 60,000 | 64,739 |
| NJ Health Care Facilities Financing Authority | | | |
| | Capital Health Systems, Inc., Series 2003 A, 5.750% 07/01/23 | 350,000 | 375,679 |
| NV Henderson | | | |
| | Catholic Healthcare West, Series 1999 A, 6.750% 07/01/20 | 60,000 | 65,806 |
| | St. Rose Dominican Hospital, Series 1998 A, 5.375% 07/01/26 | 195,000 | 199,565 |
| NY Dormitory Authority | | | |
| | Mt. Sinai - NYU Medical Center: Series 2000 C, 5.500% 07/01/26 | 300,000 | 305,163 |
| | Series 2000 C, 5.500% 07/01/26 | 200,000 | 203,442 |
| | North Shore - Long Island Jewish Medical Center, Series 2003, 5.500% 05/01/33 | 100,000 | 106,468 |
| OH Lakewood | | | |
| | Lakewood Hospital Association, Series 2003, | | |